

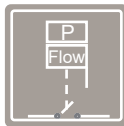


COMPACT 2 & 22

Automatic Device for electric pump integral control.

COMPACT 2 & 22 are compact devices for the automatic control and protection of electric pumps, its patented system includes special electronic sensor of flow and pressure, integrated in electronic circuit that guides the electric pump operation and keeps pressure and flow accordingly. Moreover, it has a safety system to avoid the dry-running operation.

COMPACT 2 & 22 replace traditional systems of hydrosphere, pressure-switch, check-valve and level switches, with the advantage of smaller dimensions and avoiding periodic maintenance. These units automatically start the electric pump when any point of use is open and stop it –after a 10 seconds programmed time– when closing the consumption point.



COMPACT 2
COMPACT 22

OPERATING CHARACTERISTICS

- No maintenance.
- Installation time saving.
- Protection against water hammer effect.
- Compact and reduced dimensions.
- Removal of protecting devices (level switches).
- Avoids the pump oversizing using integrately their flowpressure curve.
- Integrated protection system which stops the pump in case of dry-running operation.
- **ART** function (Automatic Reset Test). If the device has been stopped due to the action of the safety system against dry operation, the ART tries to connect the pump, with a programmed periodicity because the water supply could have been restored.
- **APR** function (Anti-blocking Periodic Routine). After 3 days without starting the pump, the device triggers a 10-second startup to prevent rotor blockage.
- Control panel:
 - Yellow Led POWER.
 - Green Led ON.
 - Red Led FAILURE.
 - Tactile push button for manual start.
- Electronic circuit group with protection cover easily replaceable.
- Hydraulic connections G1" (NPT 1" on request).
- Integrated accumulation system, spring-membrane set, preventing pump's cycling as a result of dripping taps or small losses in the hydraulic installation.
- Other options like pressure gauge, connecting cables, adjustable starting pressure.



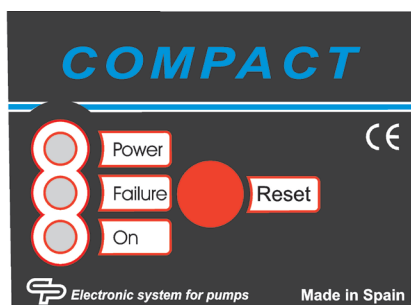
Low Voltage Directive 2014/35/EC
Electromagnetic Compatibility 2014/30/EC
RoHS 2011/65/EC + 2015/863/EC



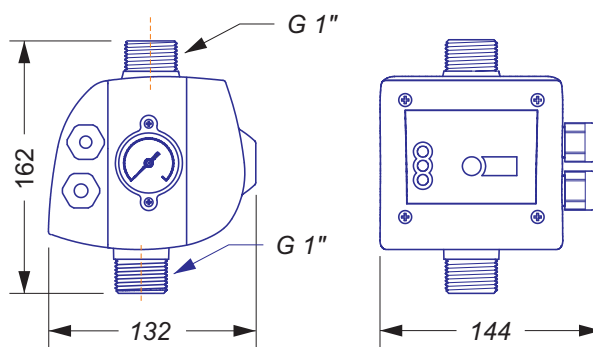
TECHNICAL CHARACTERISTICS

	COMPACT 2		COMPACT 22
	F15	R	R
Start pressure	1,5 bar	1,5-3,5 bar	1,5-3,5 bar
Power	1,5 kW		2,2 kW
Voltage	~1x110-230 Vac		
Frequency	50/60 Hz		
Max peak of current	10 A; cos fi \geq 0.6		16 A; cos fi \geq 0.6
Protection degree	IP65		
Inlet and outlet threads	G 1" / 1" NPT		
Maximum temperature	50 °C		
Maximum pressure	10 bar		
Maximum flow	8.000 l/h		

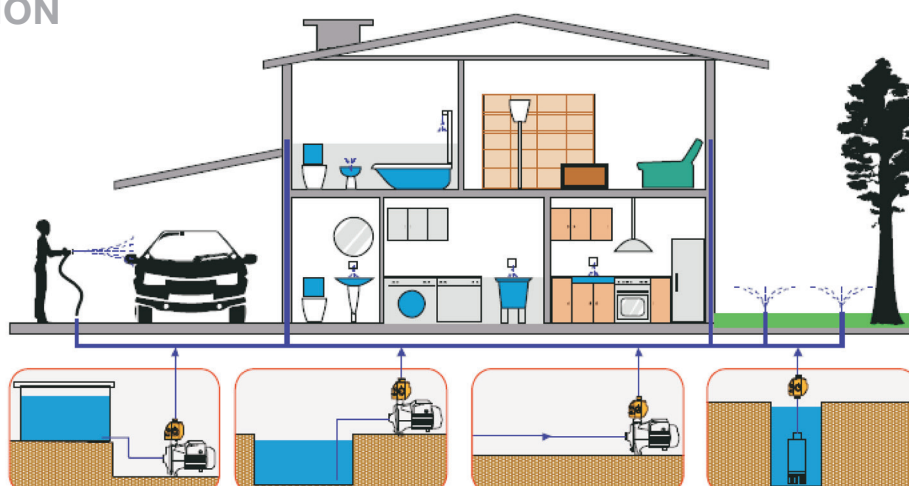
CONTROL PANEL



DIMENSIONS



INSTALLATION





Gol Pumps Technology Company
Supply, Import, Export Water Pumps

Gol Pumps Technology

www.golpumps.com

Our Address: 6520 NW 77th CT, Miami FL 33166, USA

Sales DPT: +1 786 615 8984

After Sales Service: +1 786 452 9775

Fax: +1 786 615 7043

Email: info@golpumps.com

