



Technical Data **Centrifugal Single Stage PTO Tractor Pump -** **JCA 2-7907**

Revision no.


Page:

1

Receiver

From

Company name
 Respons. Department
 Person in charge
 Phone number
 Fax no
 E-mail address



Brand: JMS

Model: JCA 2-7907

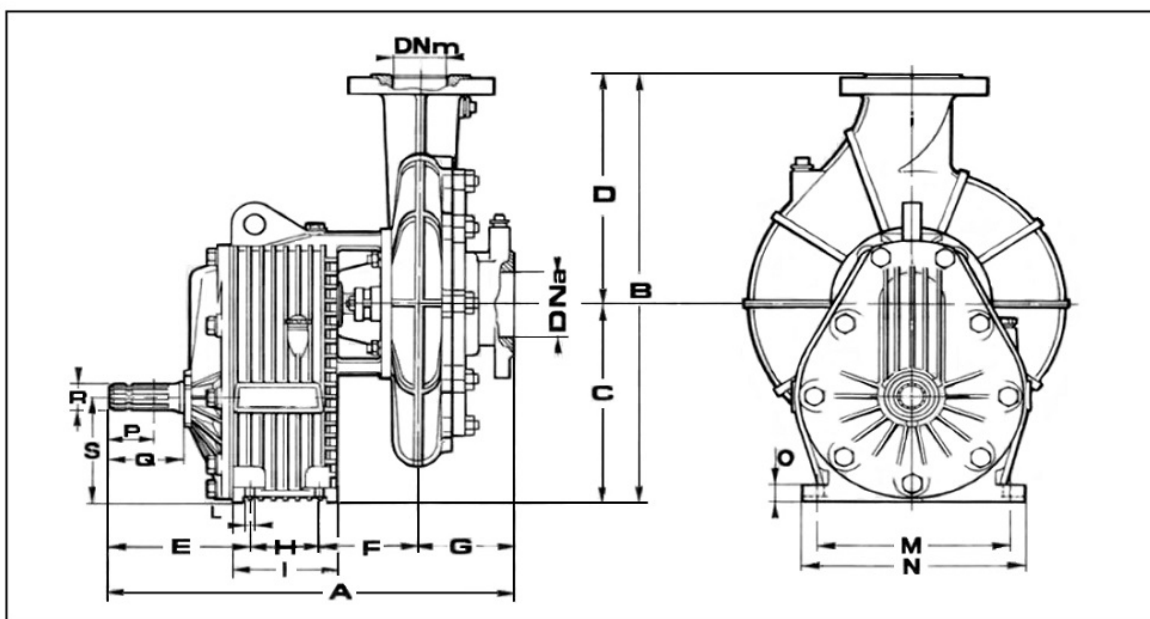


Weight

lb.

62

Dimensions:



Inlet and Outlet Flange

DNa	DNm
2	2

Pump Installation Size (inch)

A	B	C	D	E	F	G	H	I	L	M	N	O	P	Q	R	S
15	14	5	5	4	5	3	3	4	1	7	9	1	2	3	1 3/8	5

Project

Project ID

Created by

Created on

Last update



Performance Curves

Centrifugal Single Stage PTO Tractor Pump - JCA 2-7907

Revision no.

Page:

2

Receiver

From

Company name

Respons. Department

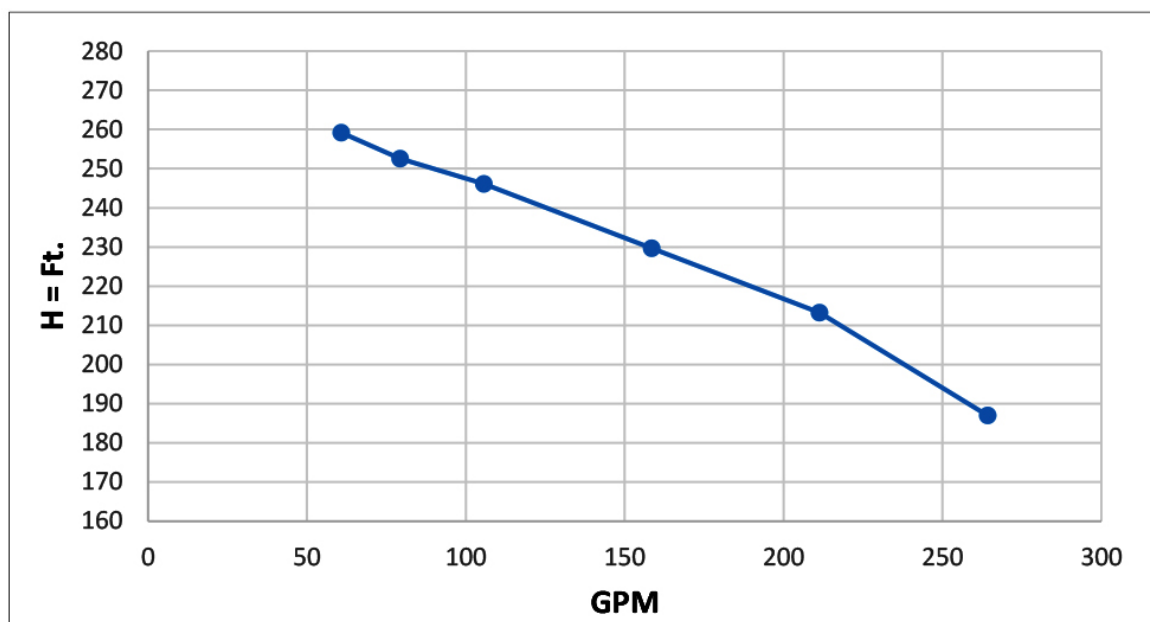
Person in charge

Phone number

Fax no

E-mail address

Model	Impeller (in.)		HP	R.P.M. PTO	Ratio	R.P.M. Pump	Capacity						
	Ø	Opening					Gal/Min	60.8	79.3	105.7	158.5	211.3	264.2
JCA 2-7907	7.1	0.3	20	540	1 : 7.90	4000	Ft.	259.2	252.6	246.1	229.7	213.3	187
							Cv ass.	8	9	10.1	12.4	14.2	16



Parts List and Materials:

Parts List		Material
1	SUCTION COVER	Grey fine grained cast iron
2	IMPELLER	Grey fine grained cast iron
3	PUMP CASING	Grey fine grained cast iron
4	MECHANICAL SEAL	Or packing gland
5	GEAR BOX	Grey fine grained cast iron
6	PINION	Cemented and tempered steel
7	DRIVING WHEEL	Cemented and tempered steel
8	PROTECTION CARTER	Nylon

Project

Project ID

Created by

Created on

Last update